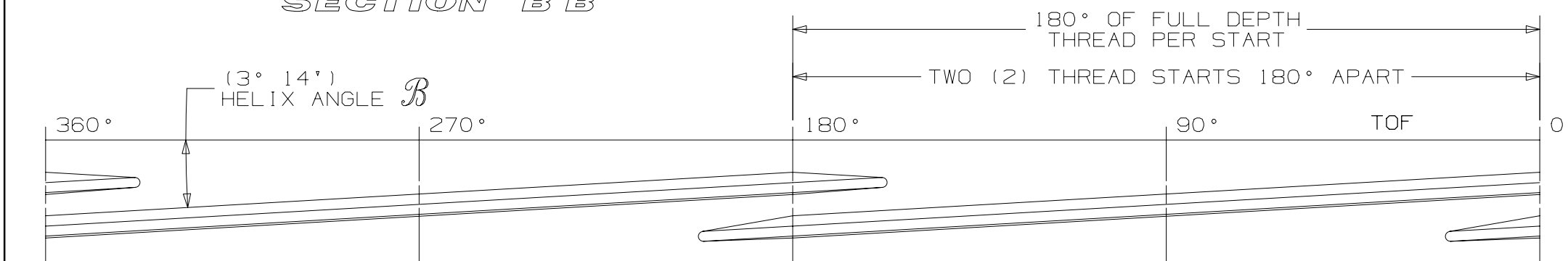
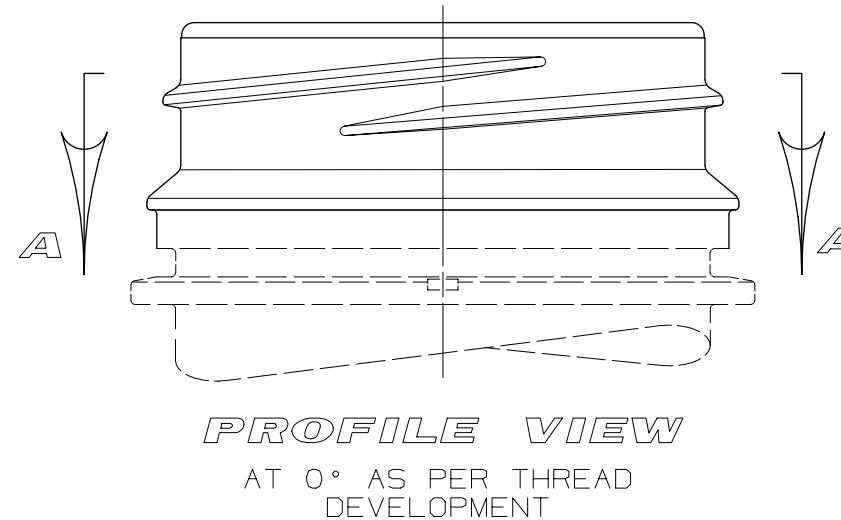
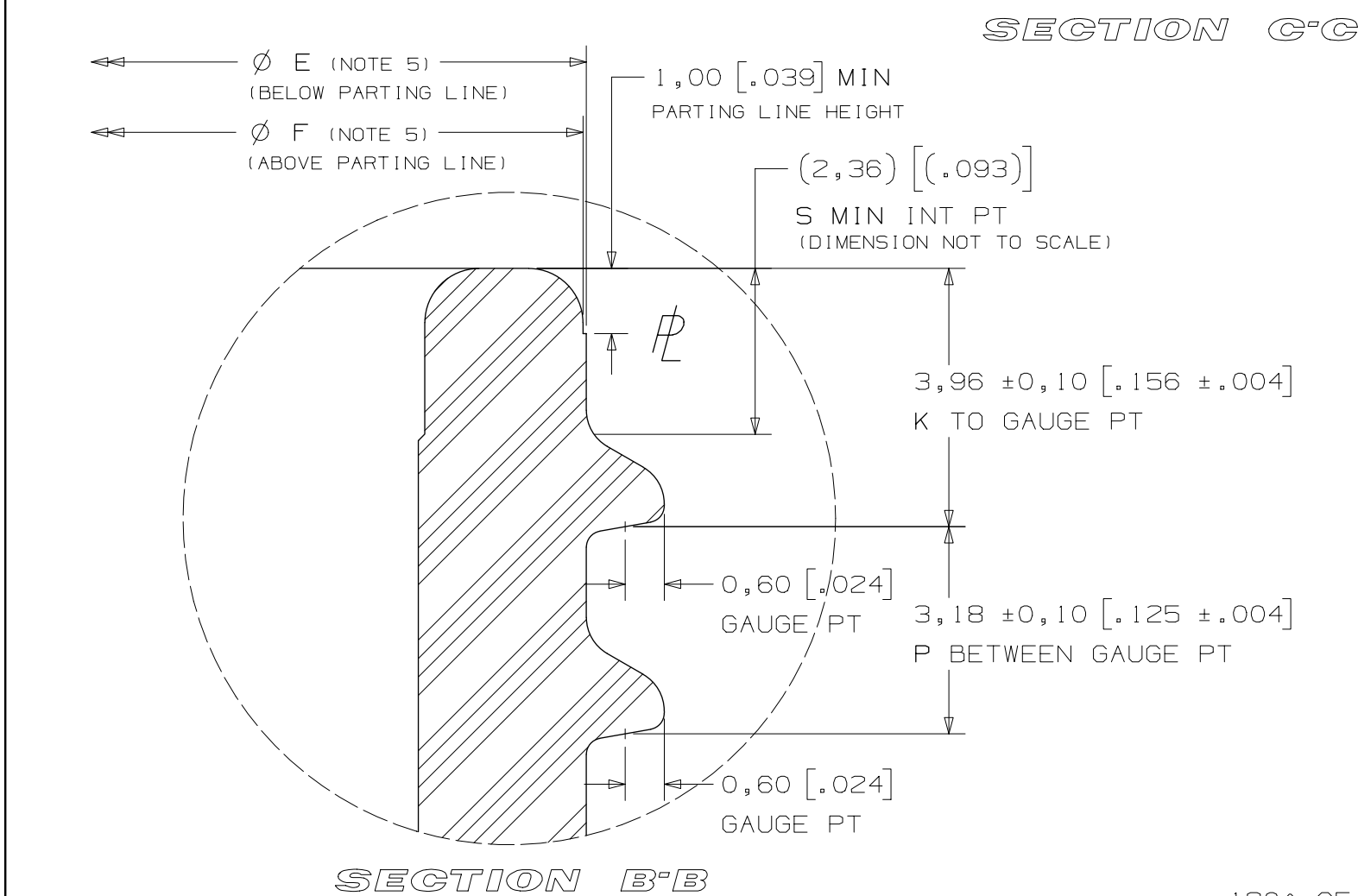
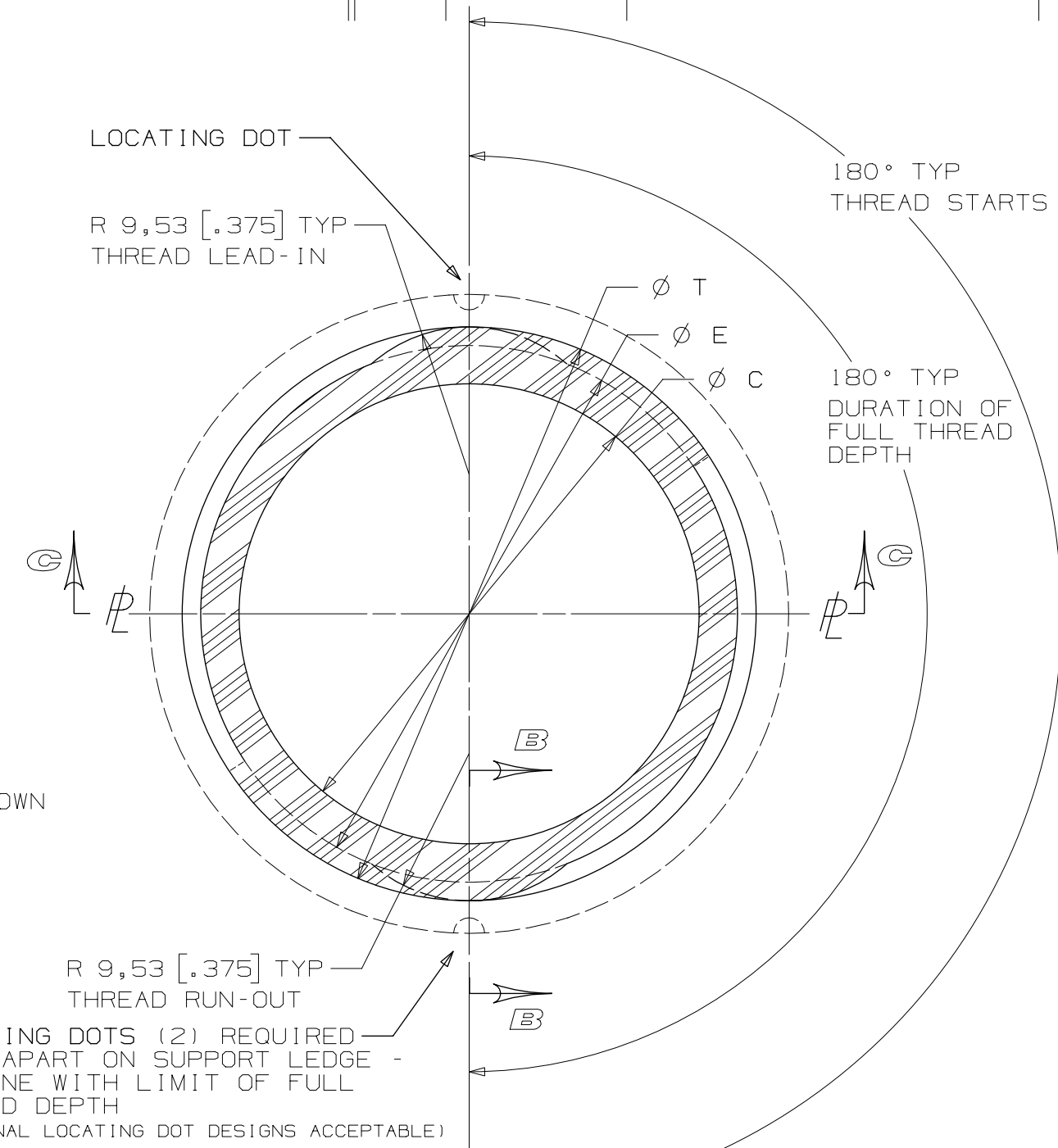
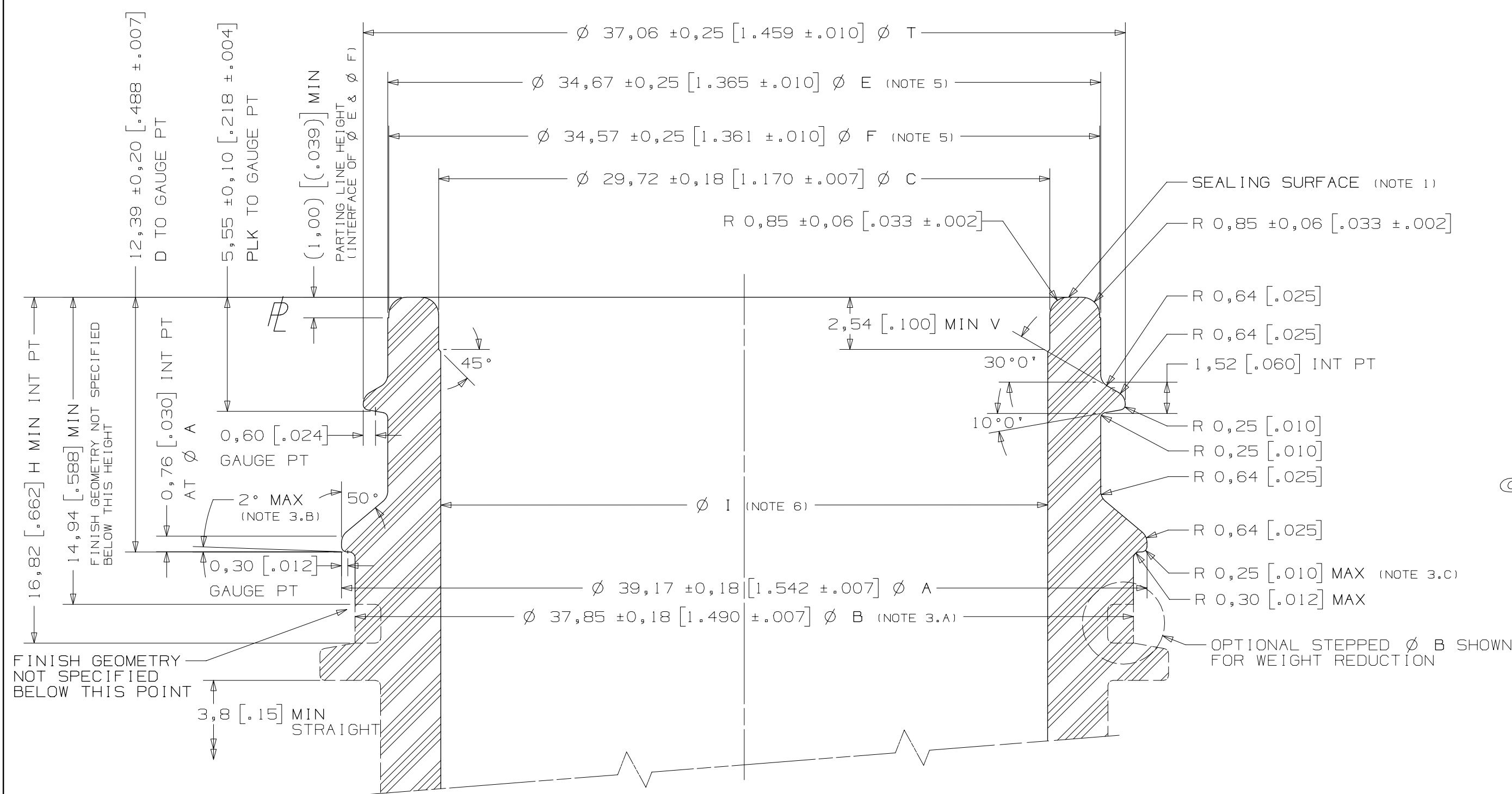


FINISH REV	DATE	DESCRIPTION	BY
000	97/08/01	ORIGINAL ISBT-HFSC SPEC.	SYK/LK
001	99/12/10	SPECIFICATION CONVERTED TO STANDARDIZED FORMAT	SYK



THREAD DEVELOPMENT

- TWO (2) THREAD STARTS 180° APART
- 4 TPI PER START; 6,35 [.250] TRAVEL PER TURN
- RIGHT HAND THREAD
- THREAD LEAD-IN/RUN-OUT PER CUTTER PROFILE

- NOTES SECTION A-A**
1. THIS IS A TOP SEAL FINISH. TOP SURFACE TO BE FLAT AND FREE OF SINKS.
 2. REQUIREMENTS FOR GOOD CLOSURE APPLICATION
A. THREAD AND TAMPER EVIDENT BEAD SHOULD BE WELL DEFINED.
B. VARIATIONS IN Ø E ARE TO FOLLOW UNIFORMLY THOSE OF Ø T.
 3. REQUIREMENTS FOR PROPER TAMPER EVIDENT BAND FUNCTION REQUIRES
A. VARIATIONS IN Ø B ARE TO FOLLOW UNIFORMLY THOSE OF Ø A.
B. ANGLE TO BE AS FLAT AS POSSIBLE.
C. RADIUS TO BE AS SHARP AS POSSIBLE.
 4. Ø T AND Ø E DIMENSIONS ARE THE AVERAGE OF TWO MEASUREMENTS. EACH MEASUREMENT IS TAKEN APPROXIMATELY 15° FROM THE PARTING-LINE.
 5. NO OVERHANG ALLOWED AT ANY POINT IN 360° BETWEEN Ø E AND Ø F. Ø E DOES NOT EXCEED Ø F BY MORE THAN 0,10 [.004].
 6. Ø I WILL VARY BY MANUFACTURER.
 7. REFER TO DRAWING #1168216 FOR VOLUNTARY STANDARD PET FINISH DIMENSION NOMENCLATURE.

CONDITIONS OF USE AND LEGAL DISCLAIMER

THESE STANDARDS ARE VOLUNTARY. PRIOR TO USE, YOU SHOULD FIRST DETERMINE WHETHER THE USE OF THESE STANDARDS IS APPROPRIATE IN YOUR PARTICULAR APPLICATION. YOU, THE USER, ASSUME ALL RESPONSIBILITY FOR THE USE AND INTERPRETATION OF THESE STANDARDS. NO REPRESENTATIONS ARE MADE AS TO THE CURRENCY OF THESE STANDARDS OR THE CONFORMITY OF ANY PRODUCT TO THEM. YOU, THE USER, AGREE TO INDEMNIFY AND SAVE HARMLESS THE ISBT AND HUSKY INJECTION MOLDING SYSTEMS LTD., THEIR RESPECTIVE OFFICERS, DIRECTORS, EMPLOYEES AND AGENTS FROM ANY AND ALL LOSSES, CLAIMS, OR DAMAGES RESULTING FROM THEIR USE INCLUDING INJURY OR DEATH OF ANY PERSON OR DAMAGE TO ANY PROPERTY OF WHATSOEVER NATURE.

GENERAL TOLERANCES	DIMENSIONS SHOWN ARE FINISHED PLASTIC SIZES	
	METRIC	[IMPERIAL]
	MILLIMETRES	[INCHES]
	X,X ±0,3	(.XX ±0.01)
	X,XX ±0,13	(.XXX ±0.005)
	X°	±2°
	X°X'	±0°15'

DESCRIPTION
PCF - 38P - 2 VOLUNTARY STANDARD HOT FILL FINISH

THIS DRAWING IS MAINTAINED BY 3Plastics INJECTION MOLDING SYSTEMS LTD. Web: www.3plastics.com Email: sales@3plastics.com
FINISH No PCF - 38P - 2
DRAWING No 1127622 - 1

DWN J.SYKES DATE 99/12/10